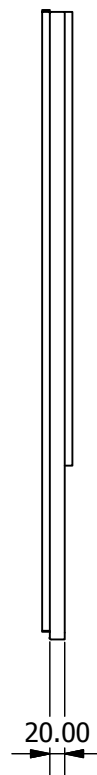



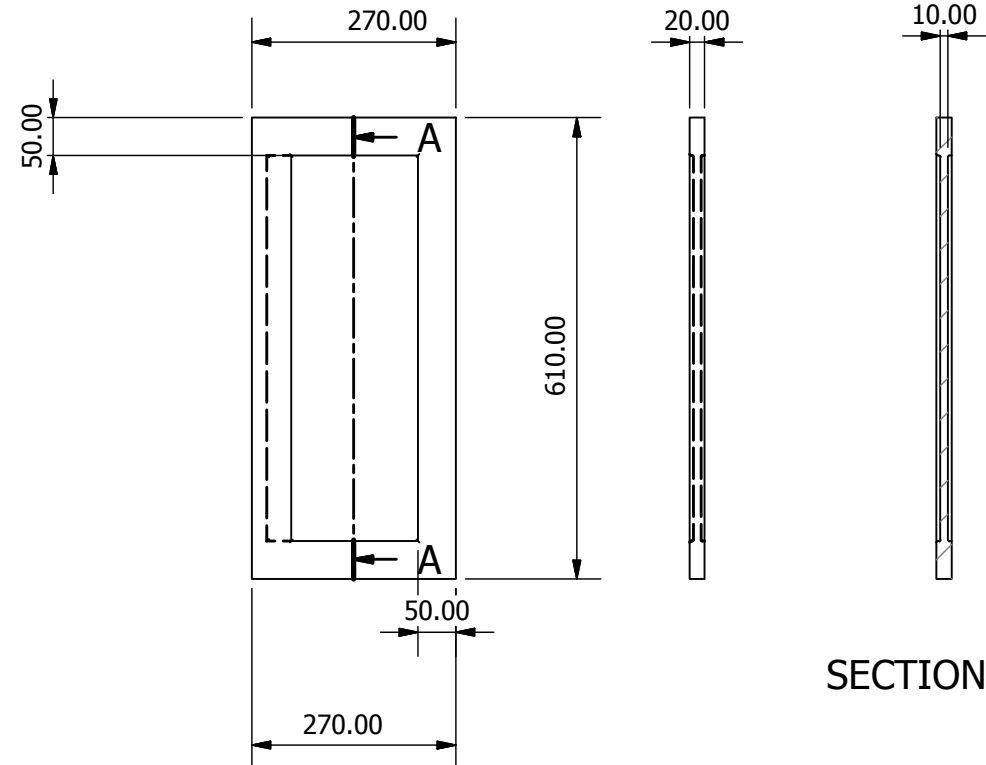
1 2 3 4 5 6 7 8

A B C D E F G H

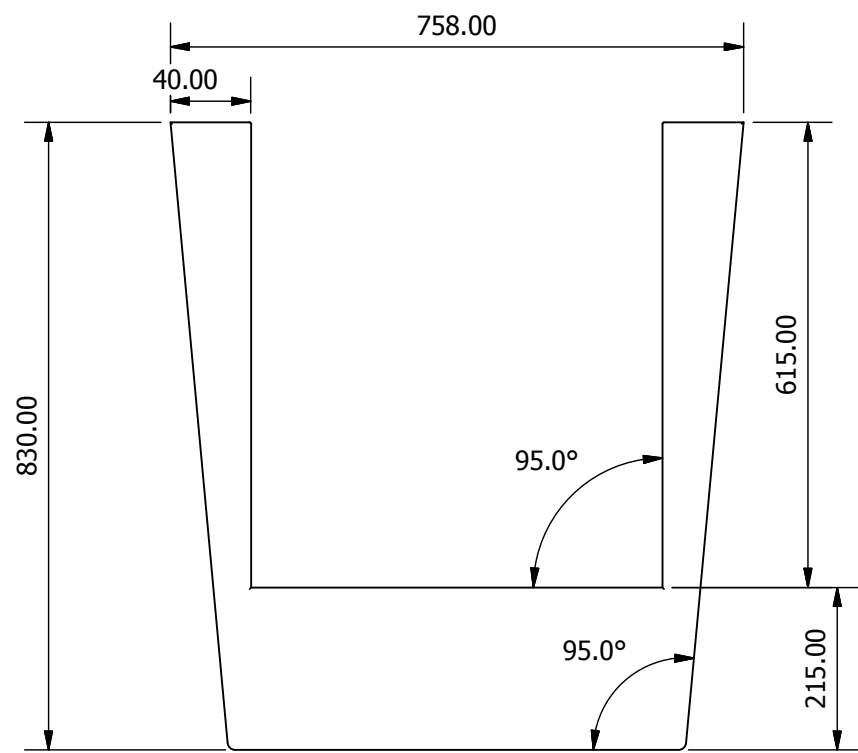
Dør arransjement



Dørblad, likt for begge sider bare speilvendt



SECTION A-A



MACHINING PARAMETERS U.O.S		REV	DATE	ECN NO.	BY
TOLERANCE: X.X ± 0.1 X.XX ± 0.03 X.XXX ± 0.010	ANGLE: X ± 1° X.XX ± 0.50°				
UNSPECIFIED RADII: 0.030	BREAK EDGES: 0.050				
CONCENTRICITY: 0.010	SURFACE FINISH: $\sqrt{1.6}$ (µin)				
ALL UNSPECIFIED ANGLES TO BE 45° REMOVE BURRS AND SHARP EDGES					
UNLESS OTHERWISE STATED ALL DIMENSIONS IN INCHES					



©Design Right 2012 EXPRO. This document and the information it contains is confidential and the property of EXPRO and is not to be reproduced, communicated to a third party used in any matter whatsoever, without written consent of EXPRO.

Title: Inngangs parti til Jeanneau 42i Selbå Tre slag, Teak			Drawing Number:	
Drawn by: Bjørn Hagen			Date: 30.04.2014	Responsible Engineer:
Scale: U.O.S.			Sheet No.:	Rev:
			1 OF 1	B

1 2 3 4 5 6 7 8